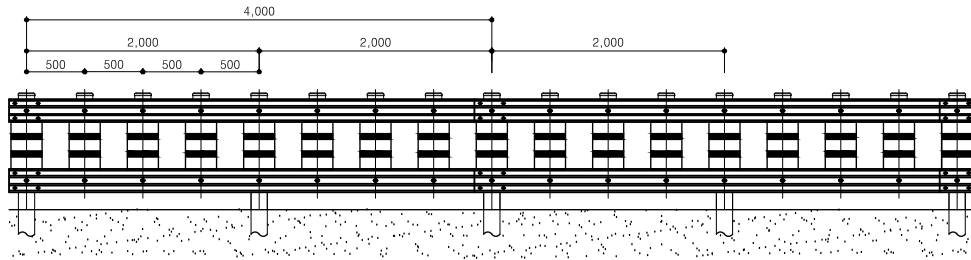
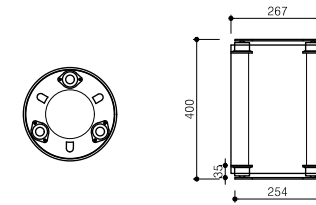


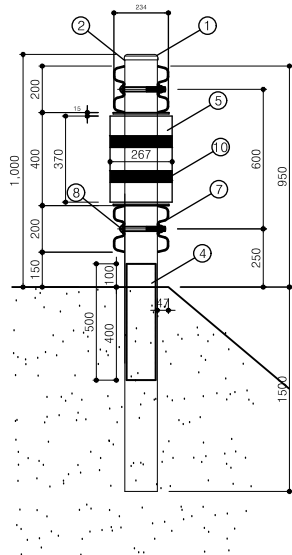
Steel roller guard rail (YC-HG-RR502SB5)



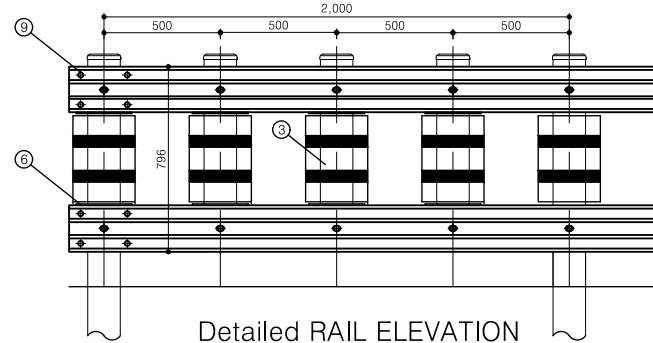
RAIL ELEVATION (S=1/2)



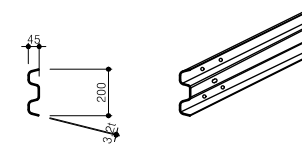
Detailed drawing of shock absorbing roller



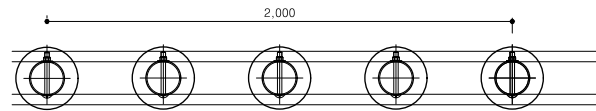
SIDE ELEVATION



Detailed RAIL ELEVATION



Detailed Rail



RAIL PLANT (S=1/2)

material table

(2M/Per span)

NO	Product Name	Unit	Quantity	material	Dimension	Remarks
1	C A P	EA	4	SS275	Ø139,8#	
2	P O S T	EA	1	SGT275	Ø139,8*4,5*2500	
3	Roller Post	EA	3	SGT275	Ø139,8*4,5*850	
4	reinforcing post	EA	1	SGT275	Ø125*4,31*500	
5	shock absorbing roller	EA	4	SGT275	Ø267*370	
6	Roller rotary plate	EA	8	SS275	Ø254	
7	R a i l	EA	2	SS275	3,2*200*4330	
8	Mounting B/N	EA	8	SS275	M19*180	
9	Connection B/N	EA	8	SS275	M16*33	
10	High-brightness reflective paper	EA	8		50*850	

*Shock-absorbing rollers can be painted in custom colors

Drawing	SB5 Class	Design		Date		Drawing number	SUNGWON ENC CO.,LTD 5, 1st floor, Yeonsudongsan-ro 7-gil, Chungju-si, Chungcheongbuk-do (Yeonsu-dong) T E L 043-351-7717 F A X 0504-038-9103
Project		Drawing		scale	NON		